

# Getting an IV

## A Social Story

A Preparation Book Created by  
The Child Life and Creative Arts Therapy Department




**Mount  
Sinai**

**The *Child Life* &  
*Creative Arts* Therapy  
Department**

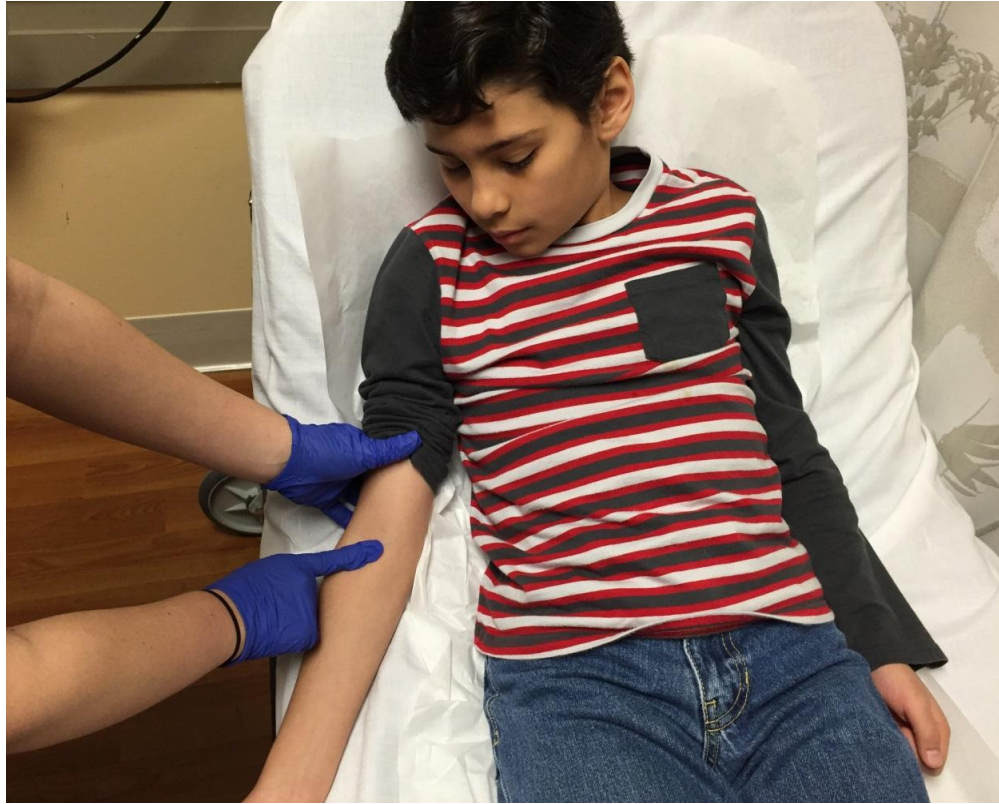


**Mount  
Sinai**

*Kravis Children's Hospital*



**Today I will get an IV. An IV is a small straw the nurse will put in my arm or hand. It will give me water and medicine. It is safe.**



First, the nurse will look at and touch my arms and hands to find the best spot.



Then, the nurse will tie a blue rubber band around my arm. It will feel like a tight squeeze.



Next, the nurse will clean my arm by rubbing a cold, wet cloth or stick.



Then the nurse will put the straw in my arm or hand using a small needle. The nurse might count to 3 and remind me to stay still.



The blood will come out of my body and fill small tubes.  
This is okay. My body will make more blood.



The nurse will use lots of sticky tape and to keep the straw in my body.

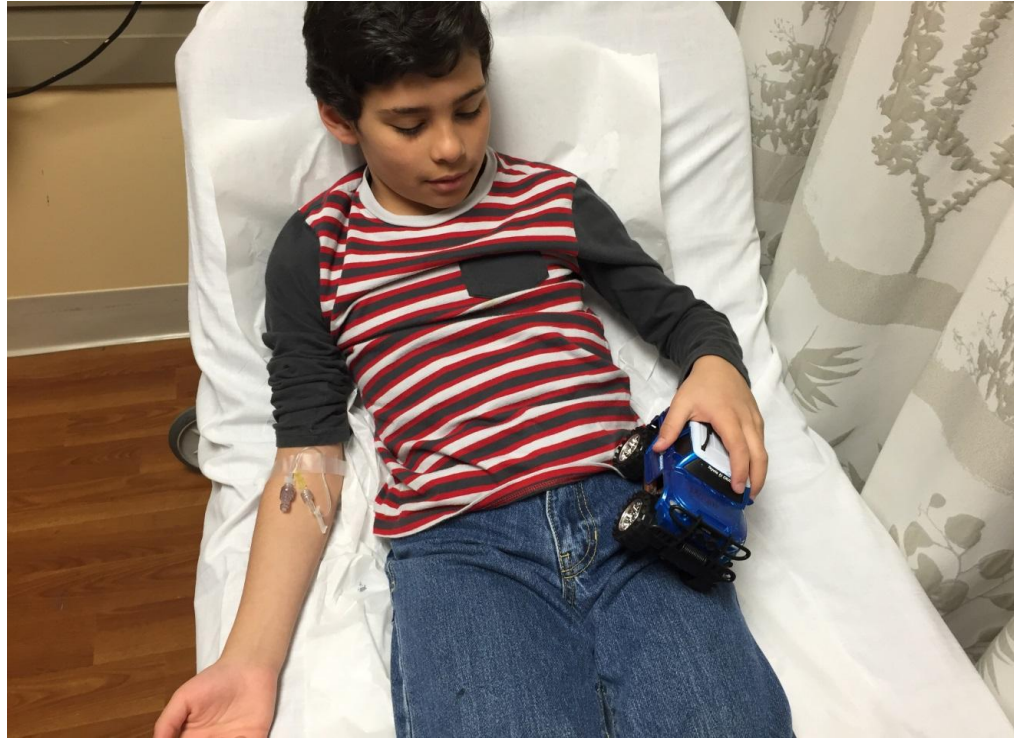




The nurse will push some water through the straw to make sure it is working.



The nurse may connect the straw to a bag of medicine or water. The medicine or water will go through the tube to make me feel better.



I will not touch or pull on my straw. I can still play.



When it is time to go home, my nurse will take off the tape and take out the straw. I will be given a band aid.